


# 5 Myths of **Screw Down Metal Roofing**



  
**207**  
ROOFERS

  
**603**  
ROOFERS

  
**802**  
ROOFERS

**BY DWIGHT & SONS, INC.**

Serving New England Since 1996

# The Myths

## MYTH 1

It will be the last roof you will ever have to buy.

## MYTH 2

The snow will just slide off.

## MYTH 3

It will solve all your problems.

## MYTH 4

You don't need ventilation.

## MYTH 5

Paint system will last for 30 years.

*These are all important things to look for when searching for the right roof for you.*

**NOT ALL METAL ROOFS ARE THE SAME!**

Check out the  
**10 REASONS to not buy a  
SCREW DOWN METAL ROOF**






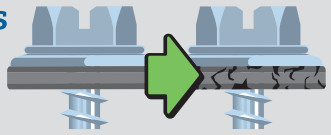
1. **Regular screw down metal roofing is only 28 gauge steel. It is susceptible to damage & breaches in the metal.**

---
2. **Panels are too wide at 3 feet per panel. This creates too much expansion and contraction which will over time cause screws to get loose / lift.**

---
3. **On average you have 80-100 screws per 1 square of roofing (100 square feet). Over an entire roof this equates to thousands of exposed fasteners and holes in your roof.**



4. Neoprene washers are not under the warranty and WILL DRY OUT AND FAIL.



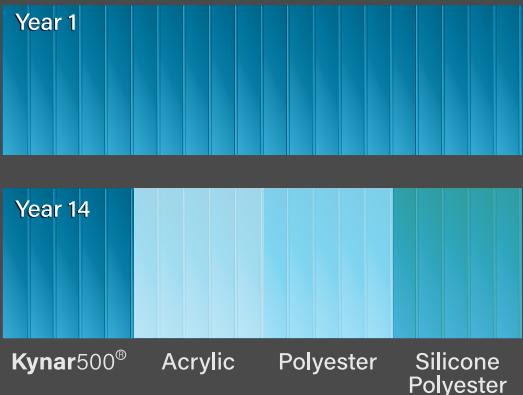
The screws can easily be under or over driven which both can allow water in.

5. Snow & Ice can grab, pull, and put strain on the exposed screw heads. This can lead to tears or exposed openings in the roofing metal.



6. Certain paint systems do not last and fade quickly over time.

**Kynar500<sup>®</sup>** holds up unlike most other options such as Acrylic, Polyester, and Silicone Polyester.




7. **Metal roofing after years of wear on the fasteners or if installed properly can blow off due to wind. This would leave a large portion of exposed roof usually during a storm.**

---
8. **The snow doesn't just "fall right off". Due to the exposed screw heads the snow has a tendency to get caught up which can lead to issues.**

---
9. **Water pooling is an issue that can be caused by snow not falling off the roof. This is where snow and and or ice gets caught on the screw heads and begins to melt under the surface due to heat from your home. This leads to pools of water that can easily find their way into your home through a cracked washer or exposed opening.**

---
10. **12-20 year life expectancy on screw down roofs depending on all of these issue factors.**



# IS A METAL ROOF THE RIGHT CHOICE FOR YOU?

- Is my house designed for metal?
- Where will all the snow land?
- Are my decks built to handle the snow weight load & impact?
- Is this going to create another problem somewhere else?
- Will this increase my winter maintenance cost?

“WE SOLVE PROBLEMS”

  
**207** **603** **802**  
**ROOFERS** **ROOFERS** **ROOFERS**

**BY DWIGHT & SONS, INC.**

Serving New England Since 1996

**Text or Call:**  
**603-766-3377**  
**dwrightandsons.com**

